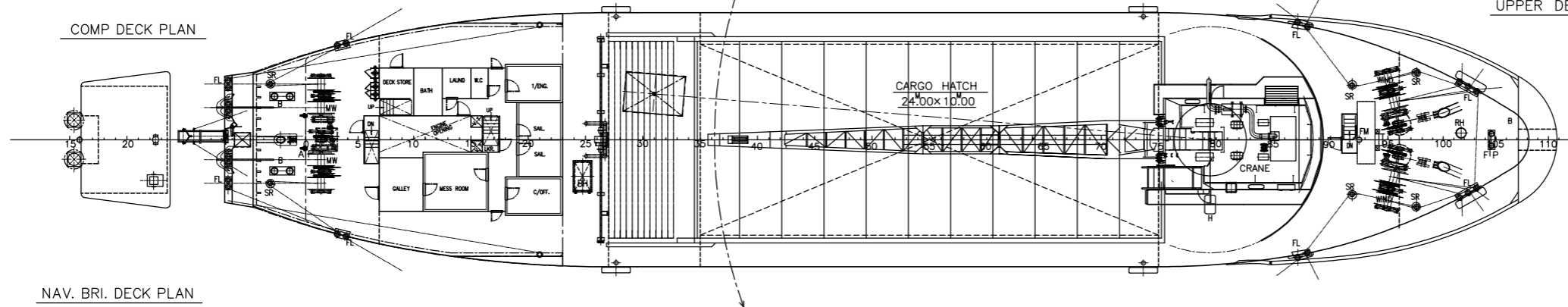
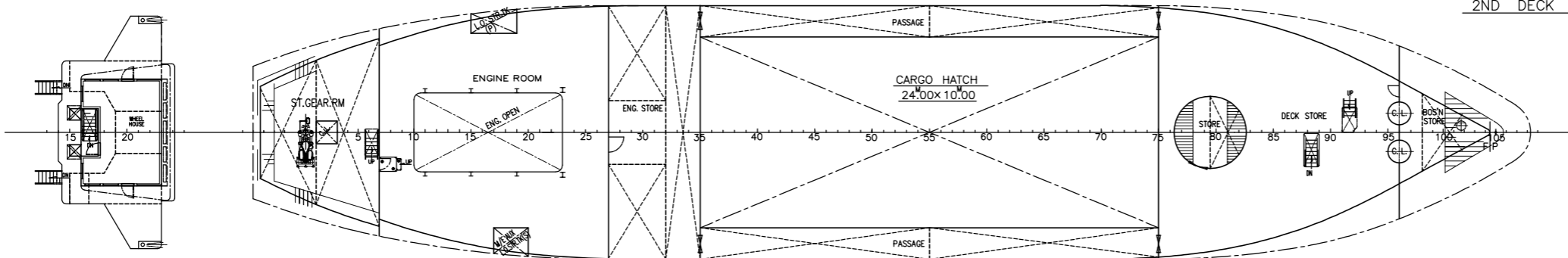


COMP DECK PLAN



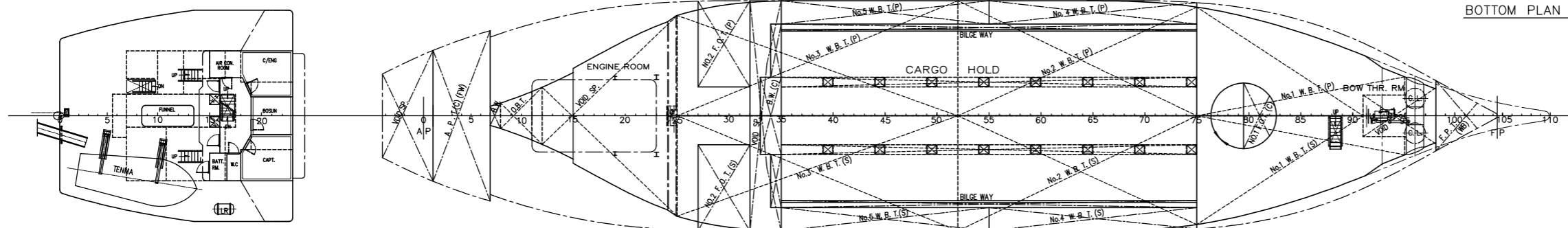
UPPER DECK

NAV. BRI. DECK PLAN



2ND DECK

BOAT DECK PLAN



BOTTOM PLAN

PRINCIPAL PARTICULARS

LENGTH (O. A.)	68 <sup>M</sup> 01
LENGTH (P. P.)	62 <sup>M</sup> 00
BREADTH (MLD.)	13 <sup>M</sup> 30
DEPTH (MLD.) UPPER DECK	7 <sup>M</sup> 38
DEPTH (MLD.) 2ND. DECK	4 <sup>M</sup> 49
DRAFT (D. MLD.)	4 <sup>M</sup> 45
GROSS TONNAGE	499 <sup>T</sup>
DEAD WEIGHT	1800 <sup>T</sup>
MAIN ENGINE	1471 <sup>KW</sup> (2000 <sup>PS</sup> ) x 1 SET
SPEED (TRIAL MAX) 4/4 M.C.R.	13.02 <sup>KNT</sup>
SPEED (SERVICE) 85/100 M.C.R.	11.00 <sup>KNT</sup>
COMPLEMENT	7 P
CLASSIFICATION	J. G.
NAVIGATION AREA	COASTING SERVICE

DESCRIPTION		OWNER	岡田石材株式会社 殿
		SHIP NAME	第五十七住力丸
		SN No. 1158	G/T499型 貨物船兼砂利運搬船
KEGOYA DOCK CO. LTD		一般配置図	
MANAGER			
CHIEF			
CHECKED BY			
IN CHARGER		DATE DRAWN	29.JAN.2015
DRAWN BY		SCALE	1/150
		DRAWING NO.	K004-01
		WORK NO.	S-1158